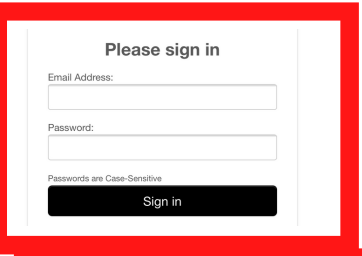


# How to order Items in FTA Parent Portal

Step 1: Sign in to your parent portal.



Please sign in


Email Address:

Password:


Passwords are Case-Sensitive


**Sign in**


Step 2: Scroll down to the "Online Store"



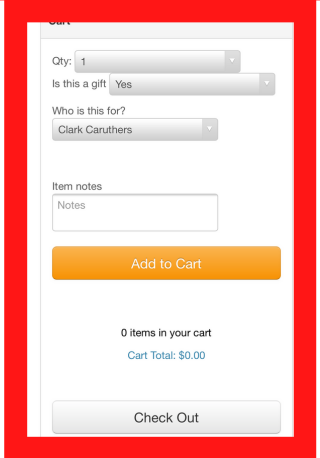
Make Online payment

 Enroll in Auto-Pay

 Online Store

 Shared Files

Step 3: Select the item you are wanting to purchase and add to cart. You will then checkout your shopping cart and pay online.



Qty:

Is this a gift?

Who is this for?

Item notes

**Add to Cart**

0 items in your cart  
Cart Total: \$0.00

**Check Out**